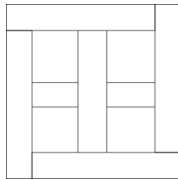


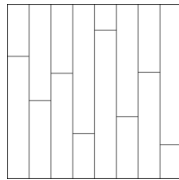
Oak Earth Brown

PRODUCT DETAILS

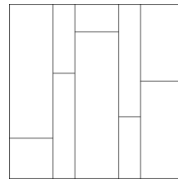
Species	European Oak
Construction	Plywood engineered (birch)
Texture	Planed / Treehouse
Patterns	4s panel / Boards / Boards in mixed widths / Chevron / Herringbone / Versailles panel



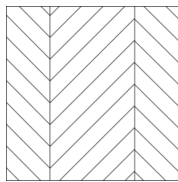
4s panel



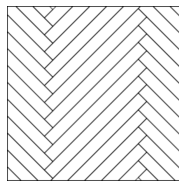
Boards



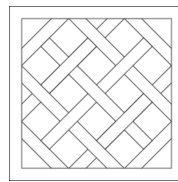
Boards in mixed widths



Chevron



Herringbone



Versailles panel

Boards Width	145mm / 185mm / 225mm / 245mm / 285mm
Boards Lengths	Varied 1500 - 2500mm
Herringbone sizes	85 x 425mm / 145 x 580mm
Chevron sizes	85 x 510mm / 145 x 725mm

Depth / top layer (+/- 0.5mm)	12 / 3mm (12mm depth with a wear layer of +/- 3mm)*, 15 / 4mm (15mm depth with a wear layer of +/- 4mm)**, 20 / 6mm (20mm depth with a wear layer of +/- 6mm)
-------------------------------	---

* Maximum board width: 220mm

** Maximum board width: 285mm

Edge profile	Micro bevel, No bevel (square edge)
--------------	--



Oak Earth Brown, planed



Treehouse Oak Earth Brown

TECHNICAL CRITERIA

Origin	Holland
Formaldehyde Emission	E1 Engineered floors classified as E1 do not emit more than 0.1 ppm of formaldehyde into the ambient air and are 100% safe for interior use.
Certification	FSC (Forest Stewardship Council) – certification on request, PEFC, EU and UK Timber Regulation compliant

GRADES CRITERIA

Grades	Rustic / Rustic A / Premier
Rustic	<p>Large and frequent knots including large, filled knots become a feature of the overall look. Rustic grade allows for a wide range of variation in colour and grain. The colour of the filler is intended to compliment the colour of the wood and may vary from batch to batch.</p> <ul style="list-style-type: none"> • Knots up to 80mm • Filled knots, cracks, and other imperfections • Centre core • Natural colour variation • Sapwood up to max. 25mm (on long side of boards)
Rustic A	<p>Rustic A grade is a selection of premier grade and 'good' rustic grade material. It contains knots including filled knots up to 40mm in size. The colour of the filler is intended to compliment the colour of the wood.</p> <ul style="list-style-type: none"> • Knots up to 40mm, including filled knots • Occasional, small cracks up to 20mm • Natural colour variation • Occasional sapwood up to max. 10mm
Premier	<p>Premier grade has an even appearance with very few, small knots. The natural variation is limited, though can be more visible on fumed oak.</p> <ul style="list-style-type: none"> • Occasional knots up to 15mm • Occasional, small cracks up to 20mm • Natural colour variation • No sapwood <p>Please note the selection process of prime/ premier grade boards wider than 245mm is usually more relaxed. The aim is to select calm boards with the minimum number of knots and grain variation.</p>



STAIR SOLUTIONS



Nose Dr
Dutch Bullnose, round



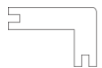
Nose Dp
Dutch Bullnose, pencil round



Nose Vr
Victorian Bullnose, round



Nose Vp
Victorian Bullnose, pencil round



Nose Sp
Square Nose (no overhang), pencil round



Nose Se
Square Nose (no overhang), bevelled



Custom treads available on request

COLOUR VARIATION

Fumed

The production process involves fuming with ammonia. This process results in colour variation between the boards / parquet pieces.

Please read our installation guide for information on how to achieve a harmonious looking floor.

PACK SIZE

Varied, between 1.6-2.5m²,
Varied, depending on parquet size and pieces per pack

INSTALLATION METHODS

Fixed installation

Secretly nailed or fully bonded.

Fully bonded over underfloor heating

Suitable for installation over underfloor heating. Floors must be fully bonded to the substrate. The temperature of the floor surface must not exceed 27 degrees.

Please refer to our comprehensive [installation guide](#) for more information.

RECOMMENDED OIL FOR TOPCOAT

Floorservice Maintenance oil Clear,
Osmo Polyx Hardwax Oil Clear Semi-Matt 3065 applied by
roller/ brush

Please read our guide on post installation requirements and
application of the topcoat of oil.

MAINTENANCE

For regular damp mopping use the Osmo Wash & Care
Soap

Please read the maintenance guide/o+m available from
Waxed Floors.